




**Welcome To .....**  
*Closed Nature*

**Invest in Nature's Legacy !**



#### **A Luxurious Farmhouses**

**PORUS GROUP** is the largest company of real estate. It also offers a wide range of innovative urban living services. The company believes in credibility, trust and transparency that ensure long-term value, exponential growth and fantastic for the customers, partners and investors. Customer trust and faith is the important factor to this company. From the time of inception they have built up many farmhouse, Plot's & Farmland projects which are famous for their quality construction. **PORUS GROUP** has top up in the real estate sector by their dedicated work to their customers as well as clients.

**PAARTH FARMS** *a Luxurious Farmhouses*  
EVERY THINK IS EXACTLY THE WAY YOU WANT IT



**PAARTH FARMS** A Luxurious Farmhouses  
THE JOY OF LUXURIOUS INDEPENDENT FARMHOUSES

The Farmhouse stands proudly amid the greens. And the porch area remains cool in the shade of green trees. The **PAARTH FARMS** Luxurious Farmhouse portfolio is the epitome of relaxed family living. Inspired by the traditional Farmstead, these designs are organic, informal and practical. Using a broad palette of Natural Materials. The **PAARTH FARMS** Luxurious Farmhouse will reflect the wider landscape, adopting a handsome, yet fresh air. Some may Posses a quiet grandeur Whilst others are deliberately functional - all are planned to embrace the practicalities of country living. design is bespoke, created your individually for you and your requirements. Luxurious Farmhouses are built with the very best of exceeding all industry regulations and standards. Beautiful and sustainable.

## STIMULATING ENVIRONS WITH GREENERY & SPACE

There Have Been Time When You Sit Back And Feel The Stress & Strain Of The Monotonous Urban Life. All You Get Around Is Urban And Synthetic We Offer You A Purely Natural Escape Where Nature Will Weave A New Fantasy For You Everyday.

### Farmhouse Campus Features

- ✦ A Class Development & Construction
- ✦ Entrance Gate With Security Guard Room
- ✦ Electric Supply Street Light With Electric Pole & Solar Light
- ✦ Cement Block & WBM Road
- ✦ Carpet Grass
- ✦ Water Supply
- ✦ 12 x 10 Platform Area
- ✦ Hybrid Plantation
- ✦ Flower Plantation
- ✦ Plot Demarcation
- ✦ 5' Height Chain Fencing With Cemented Pole

### AMENITIES

- ✦ Temple
- ✦ Attractive Entrance Lobby.
- ✦ Well Developed Garden.
- ✦ Children Play Area.
- ✦ Jogging Track.
- ✦ Badminton Court.
- ✦ Swimming Pool.
- ✦ 24 Hrs. Water Supply Through Borewell.
- ✦ solar powered camera



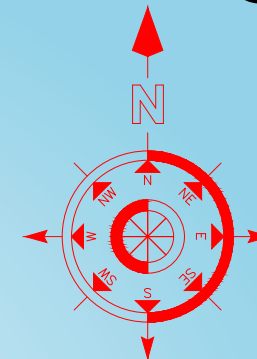
**SURVEY MAP & PLOT LAY-OUT OF VILLAGE  
GHUGHARI P.C.NO.-----& KH. NO. 12,13,14,  
SHAPURA DISTT. JABALPUR  
ALL DIMENSION IN MITER & FEET**

**PAARTH FARMS**

**All Dimension In Meter & Feet**

**Area Statement**

**Total Land Area = 903091.00sq.ft**  
**Plot Area = 839745.65 Sq.ft**  
**Road Area = 63346.00 Sq.ft**

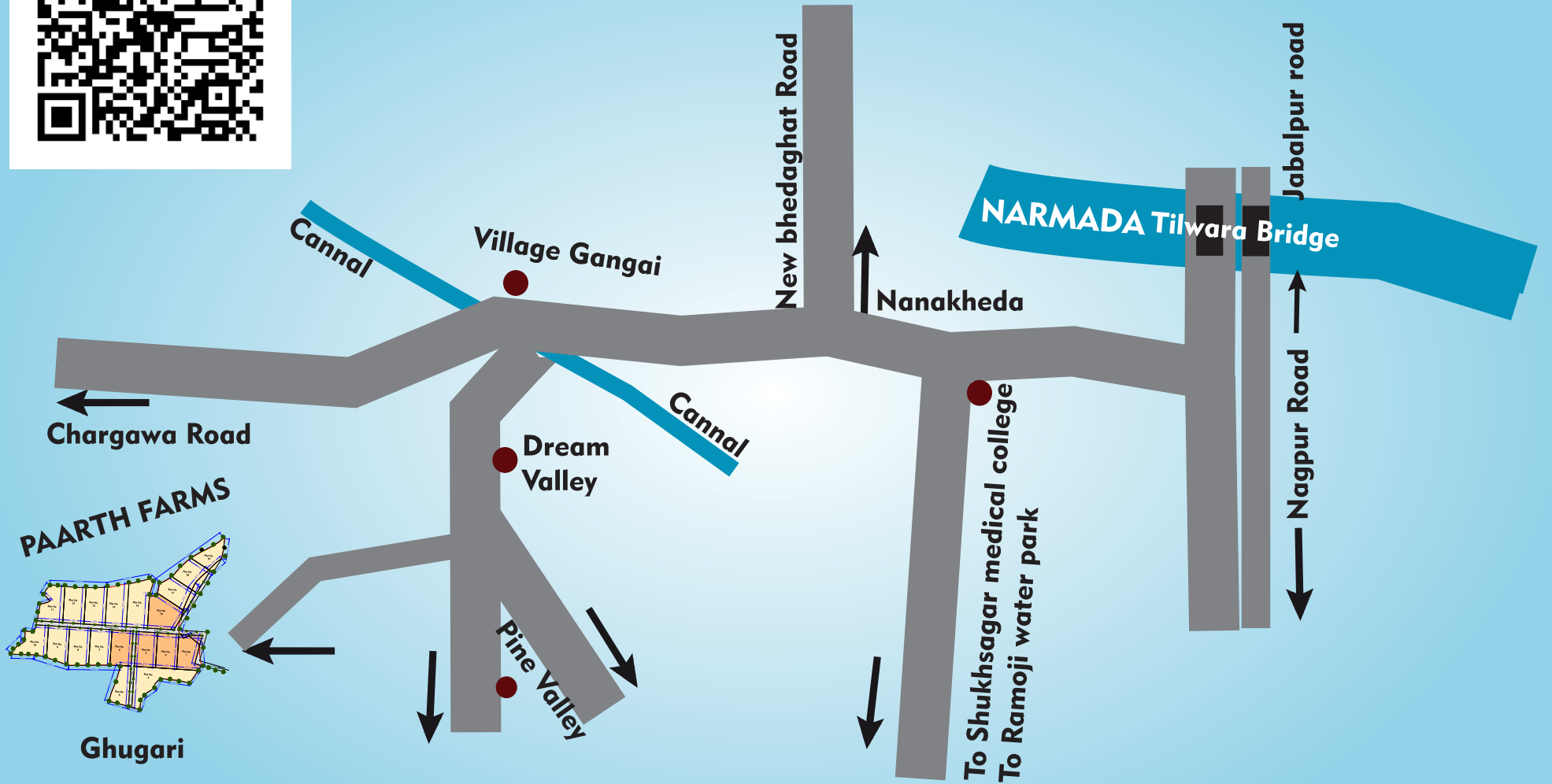


**FARM LAND**

S.NO.	PLOT AREA SQ.MT.	PLOT AREA SQ.FT.
1	3501.0	37684.41
2	4000.0	43055.60
3	4000.0	43055.60
4	6164.0	66348.67
5	3176.0	34186.14
6	4021.0	43281.64
7	4129.0	44444.14
8	4302.0	46306.29
9	3990.0	42947.96
10	3929.0	42291.36
11	4122.0	44368.79
12	4138.0	44541.01
13	4256.0	45811.15
14	4653.0	50084.42
15	5422.0	58361.86
16	5053.0	54389.98
17	3441.0	37038.57
18	3100.0	33368.09
19	2618.0	28179.89

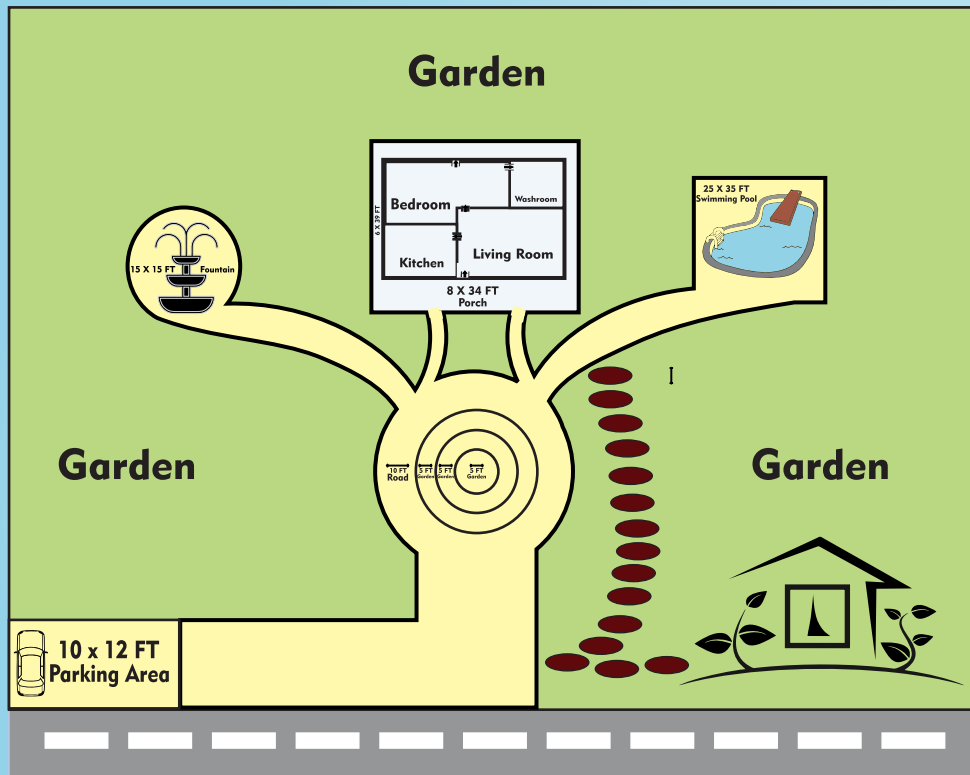
**■ PATWARI SHEET LINE.**  
**■ SURVEY LINE & PLOT LAYOUT**  
**AS PER PATWARI SHEET = 8.39 HEC.**  
**AS PER SURVEY =----- HEC.**  
**OWNER BY SHRI HARSH SAHU**

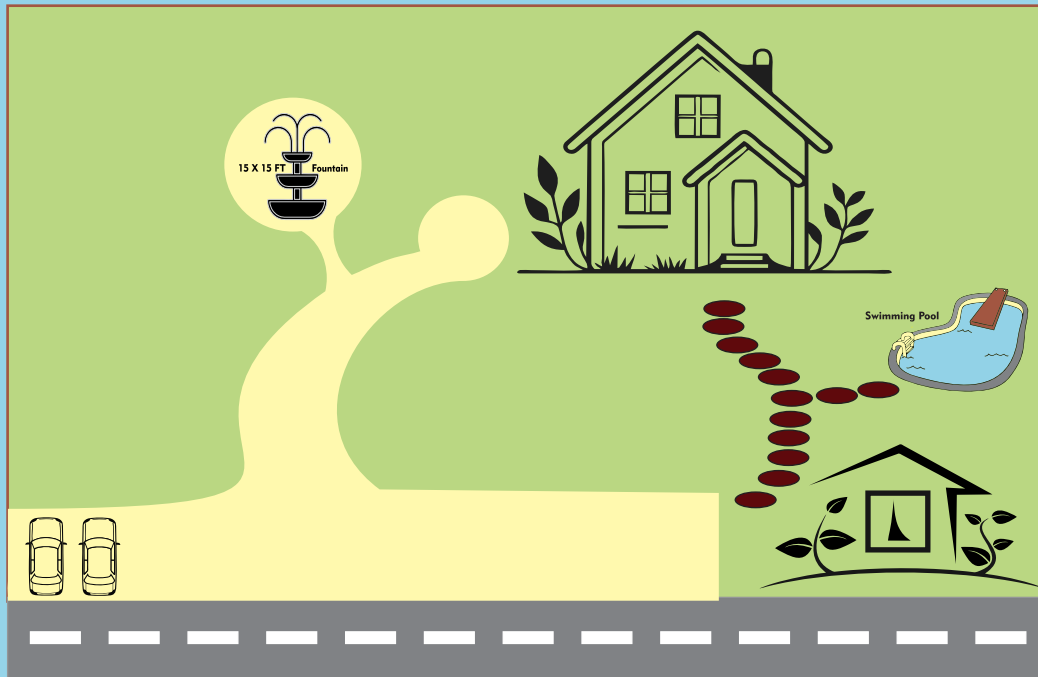
**SURVEY MAP & PLOT LAY OUT**



# PORUS GROUP 21

ACER





**RCC  
Flooring  
SPECIFICATION**

**:Earthquake Resistant Structure  
: 2"x2" Vitrified Tiles In Rooms Anticked Tiles Toilet.  
: Granite Platform & Stainless Steel Sink, Exhaust  
Fan & Designer Wall Tiles.**

**Kitchen  
Doors**

**: Attractive Main Doors, Magic Eye.  
: 3 Track Powder Coated Aluminum Windows With  
Mosquito Nets**

**Windows  
Painting**

**: M. S. Safety Grills For Windows.  
: Plastic Emulsion Paints To Internal Walls Apex Or  
Equivalent Paint To External Walls.**

**Toilets**

**: Concealed Plumbing Work, Designer Glazed Tiles  
On The Wall Up-to 7' Height, Jaguar/equivalent  
Fittings & Exhaust Fan.**

**Electrification**

**: Concealed Copper Wiring With Modular Switches  
Tv/telephone Point In Hall, Master Bedroom Ac  
Point Each Bedroom**



## Common Amenities

1. Children Play Area.
2. Well Developed Garden.
3. Attractive Entrance Lobby.
4. Jogging Track.
5. Badminton Court.
6. Swimming Pool.
7. 24 Hrs. Water Supply Through Borewell.





 **Office - 1. 1st Floor Near By Punjab Bank , Rampur , Gwarighat Road**  
**Office - 2. 21,22,2nd Floor, Nariman Center , Near Maharashtra High School, Wright Town Jabalpur**  
 **7974308864, 9691714588**  **[www.porusgroup.com](http://www.porusgroup.com)**